

Syngeneic Models

Well-characterized syngeneic tumor models for immunotherapy assessment

Syngeneic tumor models are a key platform for immuno-oncology research. Interaction between the mouse tumor homograft and intact immune system enables evaluation of surrogate or cross-reactive immunotherapies either alone or in combination.

Selecting the right model is crucial to getting the most out of your study. CrownBio provides:

- Over 40 diverse syngeneic models to broaden your choices.
- Characterization data including ICI benchmarking, baseline immunoprofiling, and tumor RNAseq.
- A range of bioluminescent, orthotopic, and metastatic models to interrogate organ-relevant TME.
- An *in vivo* screening platform across multiple models to quickly profile efficacy and PD output.
- Various immunological assays to evaluate response mechanistically.
- TAA specific models under development.


Syngeneic Model Applications

Proof of Concept Studies

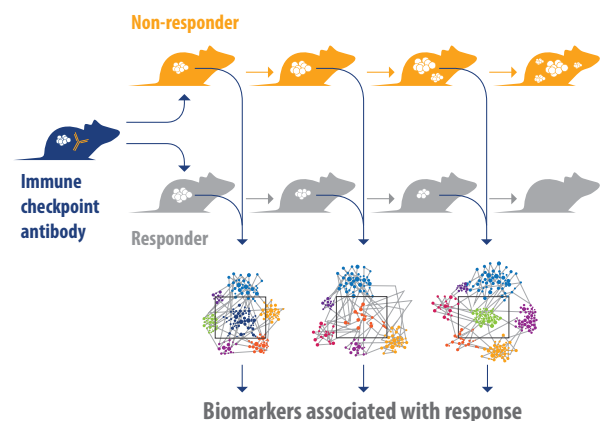
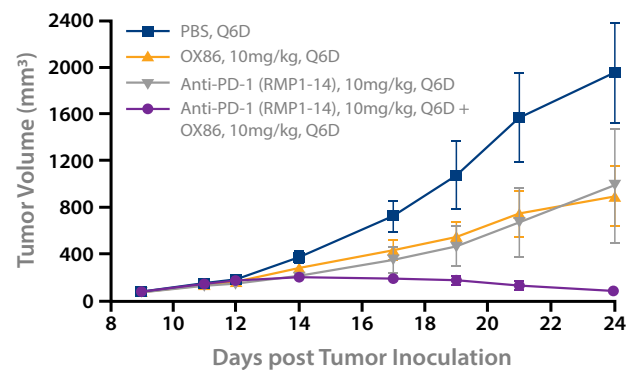
- Explore the *in vivo* pharmacology of your immunotherapy.
- Evaluate the efficacy of combination regimens with ICI and ICD inducers such as vaccines, virotherapy, and radiation therapy.
- Observe systemic response using bilateral tumor models.
- Recall the immunologic memory of cured animals.
- Investigate the role of the gut microbiome.

Target Engagement Studies

- Assess immuno-PD changes upon treatment.
- Uncover immune signatures relating to response vs non-response.
- Understand the mechanism of action of novel agents and combinations.



Evaluation of ICI Efficacy



Contact Sales

US: +1.855.827.6968
UK: +44 (0)870 166 6234
busdev@crownbio.com



Schedule Scientific Consultation

Request a consultation to discuss your project.
consultation@crownbio.com



Explore Scientific Data

Log into **MuBase®** to review syngeneic model data.
mubase.crownbio.com